

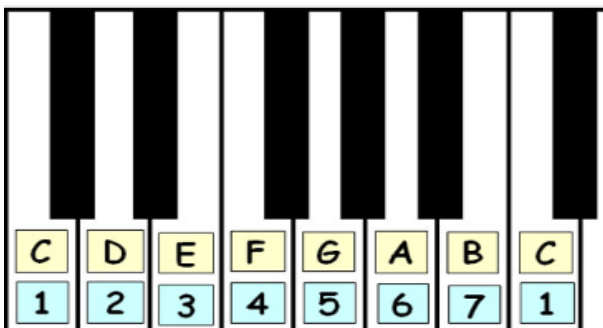


Chord progression Em G D A

**Em** Today is gonna be the day  
**G**  
**D** That they're gonna throw it back to you **A**  
**Em** By now you should've somehow  
**D** Realised what you gotta do **A**  
**Em** I don't believe that anybody  
**D** Feels the way I do about you now you **Em G D A**

Chord progression Am F C

**Am** Won't you **F** stay with me? **C**  
**Am** 'Cause you're **F** all I need **C**  
**Am** This ain't love it's clear to see **F** **C**  
**Am** But darling, **F** stay with me **C**



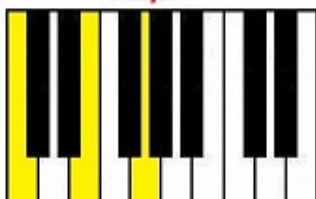
Key Vocabulary



- Chord** - A collection of 3 or more notes played together at the same time
- Major chord** - sounds happy and uplifting
- Minor chord** - sounds gloomy and sad
- Lead sheet** - lyrics with chords written over the top for the guitar/ukulele/keys
- Beats** - the steady pulse you can feel through the music, what you tap your foot to
- Harmonic rhythm** - How many beats are played on each chord. (e.g. the chord progression has a harmonic rhythm of 4 beats)
- Pop song chord progression** - The repeated chords played one after another throughout the verse/chorus
- Intro** - the first part of the song you can hear, before the verse. The 'introduction' to the song
- Verse** - Often the first words, tells the story, lower in pitch
- Chorus** - Repeated throughout the song, catchy, higher in pitch, repetitive, shorter sentences, name of song in lyrics
- Middle8/Bridge** - a brand new section with new tune and chords, written to stop song sounding too repetitive/ boring
- Outro** - The last chorus, often extra vocal layers added in
- Instrumental** - section of the song with no lyrics, just instruments
- Rehearsal discipline** - being able to work productively and make progress
- Audience etiquette** - showing respect and kindness to the performers

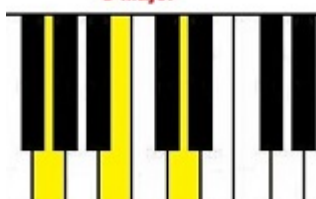
Chord 1 (I)

C Major



Chord 5 (V)

G Major



Chord 6 (VI)

A Minor



Chord 4 (IV)

F Major

